

360 Degree Survey Report

Following is the list of questions, which is taken by the stakeholders

| Question | Option |
|--|-----------------|
| Knowledge base of the teacher | Very Good |
| Knowledge base of the teacher | Good |
| Knowledge base of the teacher | Satisfactory |
| Knowledge base of the teacher | Below threshold |
| Communication Skills | Very Good |
| Communication Skills | Good |
| Communication Skills | Satisfactory |
| Communication Skills | Below threshold |
| Sincerity / Commitment of the teacher | Very Good |
| Sincerity / Commitment of the teacher | Good |
| Sincerity / Commitment of the teacher | Satisfactory |
| Sincerity / Commitment of the teacher | Below threshold |
| Interest generated by the teacher | Very Good |
| Interest generated by the teacher | Good |
| Interest generated by the teacher | Satisfactory |
| Interest generated by the teacher | Below threshold |
| Ability to integrate course material with environment/other issues, to provide a broader perspective | Very Good |
| Ability to integrate course material with environment/other issues, to provide a broader perspective | Good |
| Ability to integrate course material with environment/other issues, to provide a broader perspective | Satisfactory |
| Ability to integrate course material with environment/other issues, to provide a broader perspective | Below threshold |
| Ability to integrate content with other courses | Very Good |

| | |
|--|-----------------|
| Ability to integrate content with other courses | Good |
| Ability to integrate content with other courses | Satisfactory |
| Ability to integrate content with other courses | Below threshold |
| Accessibility of the teacher in and out of the class (includes availability of the teacher to motivate further study and discussion outside class) | Very Good |
| Accessibility of the teacher in and out of the class (includes availability of the teacher to motivate further study and discussion outside class) | Good |
| Accessibility of the teacher in and out of the class (includes availability of the teacher to motivate further study and discussion outside class) | Satisfactory |
| Accessibility of the teacher in and out of the class (includes availability of the teacher to motivate further study and discussion outside class) | Below threshold |
| Ability to design quizzes /Tests / assignments / examinations and projects to evaluate students understanding of the course | Very Good |
| Ability to design quizzes /Tests / assignments / examinations and projects to evaluate students understanding of the course | Good |
| Ability to design quizzes /Tests / assignments / examinations and projects to evaluate students understanding of the course | Satisfactory |
| Ability to design quizzes /Tests / assignments / examinations and projects to evaluate students understanding of the course | Below threshold |
| Provision of sufficient time for feedback | Very Good |
| Provision of sufficient time for feedback | Good |
| Provision of sufficient time for feedback | Satisfactory |
| Provision of sufficient time for feedback | Below threshold |
| Overall rating | Very Good |
| Overall rating | Good |
| Overall rating | Satisfactory |
| Overall rating | Below threshold |

Total questions answered by the all students

> Above framework has been selected for the feedback and here is the summary of responses

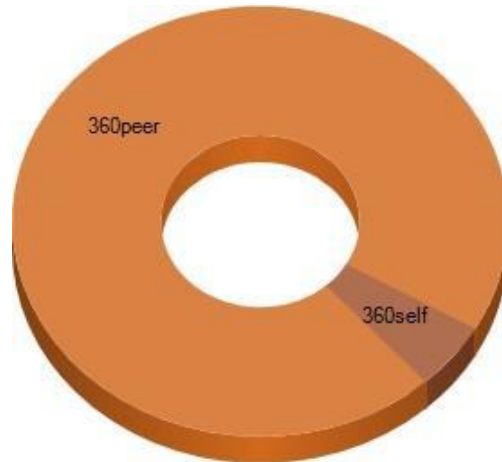


Figure 1: Doughnut Diagram - number of responses

| Type | Total Number | Type |
|---------|--------------|---------|
| 360self | 267 | 360self |
| 360peer | 5022 | 360peer |

Average score per question

> Below is the data, that reflects average score per question

| Question | Score |
|--|-------|
| Sincerity / Commitment of the teacher | 9.38 |
| Knowledge base of the teacher | 9.43 |
| Ability to integrate course material with environment/other issues, to provide a broader perspective | 9.39 |
| Interest generated by the teacher | 9.34 |
| Ability to design quizzes /Tests / assignments / examinations and projects to evaluate students understanding of the course | 9.34 |
| Accessibility of the teacher in and out of the class (includes availability of the teacher to motivate further study and discussion outside class) | 9.36 |
| Overall rating | 9.45 |

| | |
|---|------|
| Provision of sufficient time for feedback | 9.27 |
| Communication Skills | 9.32 |
| Ability to integrate content with other courses | 9.35 |

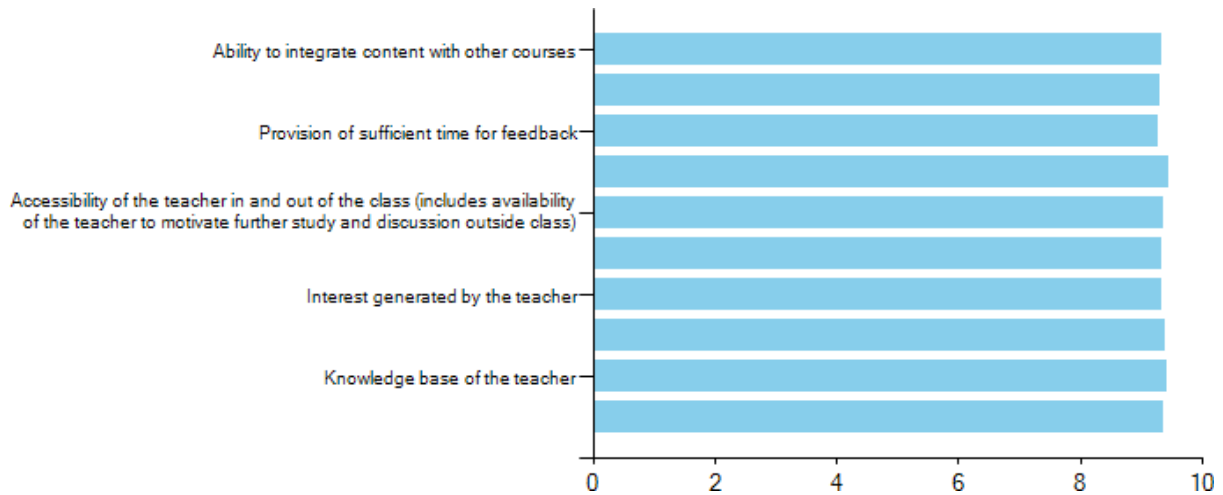


Figure 2: Bar Diagram - average score per question

Summary of responses for every option

> Below is the data that reflects, summary of responses for every option

| Question | Option | Count |
|--|--------------|-------|
| Overall rating | Good | 187 |
| Sincerity / Commitment of the teacher | Good | 190 |
| Communication Skills | Satisfactory | 5 |
| Ability to integrate content with other courses | Very Good | 304 |
| Knowledge base of the teacher | Good | 183 |
| Ability to design quizzes /Tests / assignments / examinations and projects to evaluate students understanding of the course | Good | 223 |
| Ability to integrate content with other courses | Good | 220 |
| Accessibility of the teacher in and out of the class (includes availability of the teacher to motivate further study and discussion outside class) | Very Good | 308 |
| Interest generated by the teacher | Satisfactory | 8 |
| Communication Skills | Very Good | 295 |



| | | |
|--|--------------|-----|
| Provision of sufficient time for feedback | Good | 242 |
| Ability to integrate course material with environment/other issues, to provide a broader perspective | Satisfactory | 4 |
| Accessibility of the teacher in and out of the class (includes availability of the teacher to motivate further study and discussion outside class) | Satisfactory | 2 |
| Ability to integrate course material with environment/other issues, to provide a broader perspective | Very Good | 323 |
| Interest generated by the teacher | Very Good | 306 |
| Accessibility of the teacher in and out of the class (includes availability of the teacher to motivate further study and discussion outside class) | Good | 219 |
| Sincerity / Commitment of the teacher | Satisfactory | 13 |
| Knowledge base of the teacher | Very Good | 342 |
| Sincerity / Commitment of the teacher | Very Good | 325 |
| Knowledge base of the teacher | Satisfactory | 9 |
| Overall rating | Satisfactory | 4 |
| Ability to integrate content with other courses | Satisfactory | 3 |
| Ability to design quizzes /Tests / assignments / examinations and projects to evaluate students understanding of the course | Very Good | 294 |
| Communication Skills | Good | 225 |
| Ability to integrate course material with environment/other issues, to provide a broader perspective | Good | 208 |
| Ability to design quizzes /Tests / assignments / examinations and projects to evaluate students understanding of the course | Satisfactory | 2 |
| Overall rating | Very Good | 342 |
| Provision of sufficient time for feedback | Very Good | 281 |
| Interest generated by the teacher | Good | 215 |
| Provision of sufficient time for feedback | Satisfactory | 7 |

Score across course

> Below is the data for the students, who have given the feedback across various courses offered

| Question | NA |
|--|------|
| Ability to design quizzes /Tests / assignments / examinations and projects to evaluate students understanding of the course | 9.34 |
| Ability to integrate content with other courses | 9.35 |
| Ability to integrate course material with environment/other issues, to provide a broader perspective | 9.39 |
| Accessibility of the teacher in and out of the class (includes availability of the teacher to motivate further study and discussion outside class) | 9.36 |
| Communication Skills | 9.32 |
| Interest generated by the teacher | 9.34 |
| Knowledge base of the teacher | 9.43 |
| Overall rating | 9.45 |
| Provision of sufficient time for feedback | 9.27 |
| Sincerity / Commitment of the teacher | 9.38 |

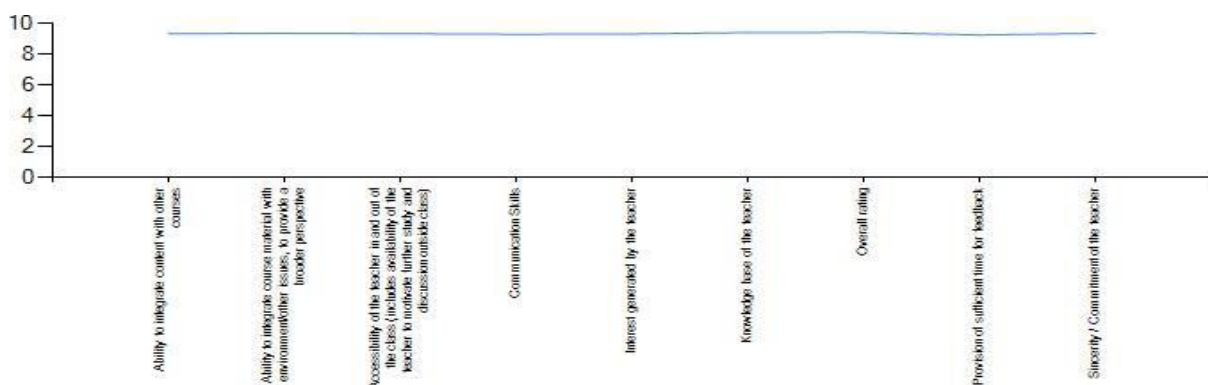


Figure 3: Spline Diagram - score across course

Score across batch

> Below is the data for the students, who have given the feedback across various batches

| Question | NA |
|--|------|
| Ability to design quizzes /Tests / assignments / examinations and projects to evaluate students understanding of the course | 9.34 |
| Ability to integrate content with other courses | 9.35 |
| Ability to integrate course material with environment/other issues, to provide a broader perspective | 9.39 |
| Accessibility of the teacher in and out of the class (includes availability of the teacher to motivate further study and discussion outside class) | 9.36 |
| Communication Skills | 9.32 |
| Interest generated by the teacher | 9.34 |
| Knowledge base of the teacher | 9.43 |
| Overall rating | 9.45 |
| Provision of sufficient time for feedback | 9.27 |

Comparison based on average score

- Average Score - Overall average of particular question
 - Total Average - Average of all questions and responses
 - Result - Based on comparison of Total Average with Average Score
- > Below is the data where, Institute can focus on improvement areas.

| Question | Avg score | Total avg | Result |
|---|-----------|-----------|-------------------|
| Ability to design quizzes /Tests / assignments / examinations and projects to evaluate students understanding of the course | 9.34 | 9.36 | Needs improvement |
| Ability to integrate content with other courses | 9.35 | 9.36 | Needs improvement |
| Ability to integrate course material with environment/other | 9.39 | 9.36 | Ok |

| | | | |
|---|------|------|-------------------|
| issues, to provide a broader perspective | | | |
| Accessibility of the teacher in and out of the class (includes availability of the teacher to motivate further study and discussion outside class) | 9.36 | 9.36 | Needs improvement |
| Communication Skills | 9.32 | 9.36 | Needs improvement |
| Interest generated by the teacher | 9.34 | 9.36 | Needs improvement |
| Knowledge base of the teacher | 9.43 | 9.36 | Ok |
| Overall rating | 9.45 | 9.36 | Ok |
| Provision of sufficient time for feedback | 9.27 | 9.36 | Needs improvement |
| Sincerity / Commitment of the teacher | 9.38 | 9.36 | Ok |

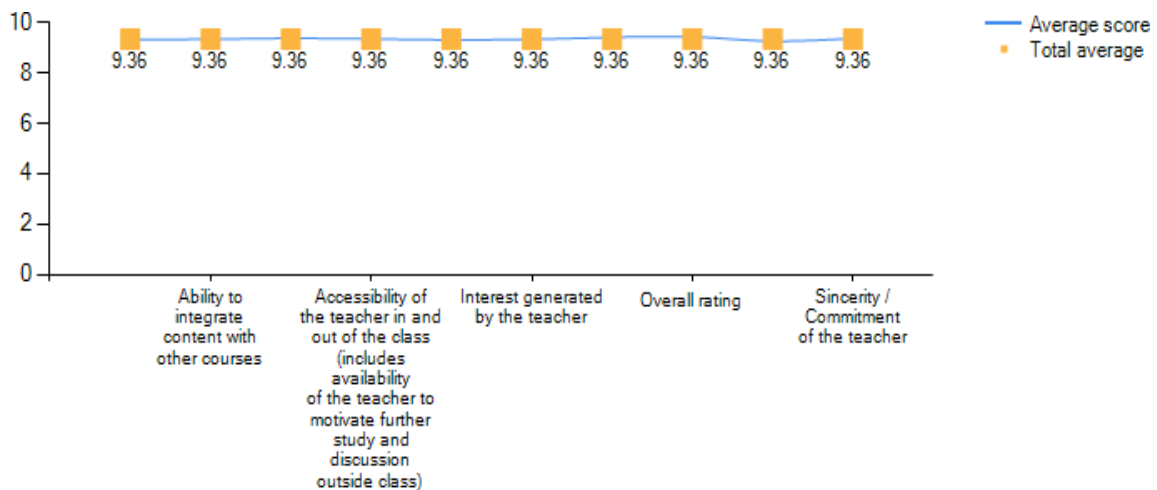


Figure 4: Bar Spline Diagram - comparison based on average score

Comparison of maximum and minimum score

- Average Score - Overall average of particular question
- Total Average - Average of all questions and responses
- Max Score - Maximum score of particular question
- Min Score - Minimum score of particular question
- Result - Based on comparison of Total Average with Average Score

| Question | Avg score | Total avg | Max score | Min score | Result |
|--|-----------|-----------|-----------|-----------|-------------------|
| Ability to design quizzes /Tests / assignments / examinations and projects to evaluate students understanding of the course | 9.34 | 9.36 | 10 | 7 | Needs improvement |
| Ability to integrate content with other courses | 9.35 | 9.36 | 10 | 7 | Needs improvement |
| Ability to integrate course material with environment/other issues, to provide a broader perspective | 9.39 | 9.36 | 10 | 7 | Ok |
| Accessibility of the teacher in and out of the class (includes availability of the teacher to motivate further study and discussion outside class) | 9.36 | 9.36 | 10 | 7 | Needs improvement |
| Communication Skills | 9.32 | 9.36 | 10 | 7 | Needs improvement |
| Interest generated by the teacher | 9.34 | 9.36 | 10 | 7 | Needs improvement |
| Knowledge base of the teacher | 9.43 | 9.36 | 10 | 7 | Ok |
| Overall rating | 9.45 | 9.36 | 10 | 7 | Ok |
| Provision of sufficient time for feedback | 9.27 | 9.36 | 10 | 7 | Needs improvement |
| Sincerity / Commitment of the teacher | 9.38 | 9.36 | 10 | 7 | Ok |

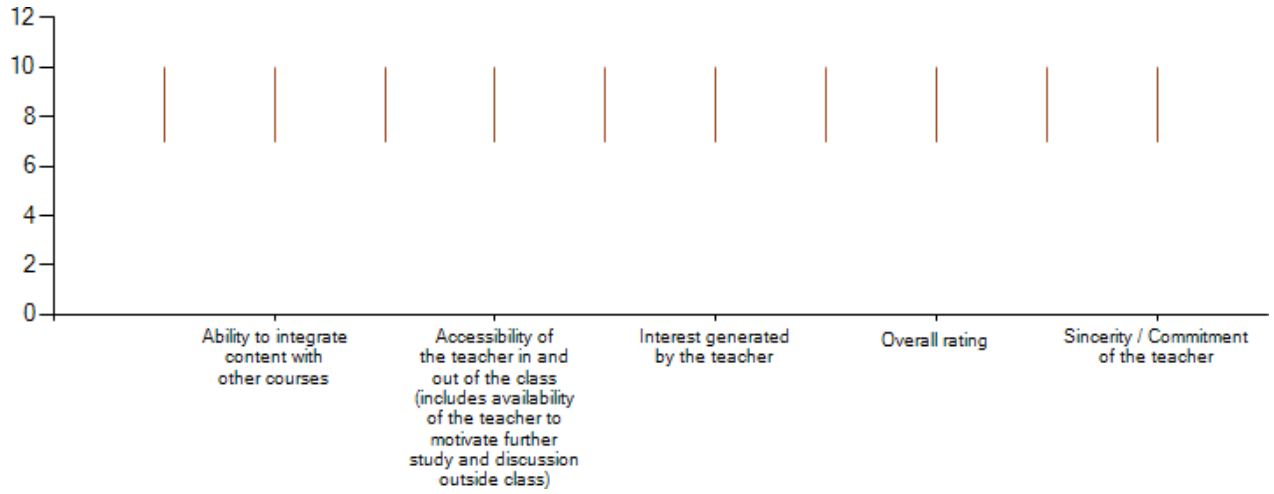


Figure 5: Candlestick Diagram - reflects the max & min score